


www.northseaweather.co.uk
7 Day Wind & Wave Forecasts



- Home
- About Us
- Archive
- Area Forecasts
- Charts
- Help & Faq's
- QuickScat
- Studies

Max 50M Gusts 24Hrs / 7 Day

42

Max 50M Gust Kts during 24 hours

53

Max 50M Gust Kts over 7 days.

Max Wave Ht 24Hrs / 7 Days

10.9

Max Wave Height Mtrs during 24 hours

10.9

Max Wave Height Mtrs over 7 days

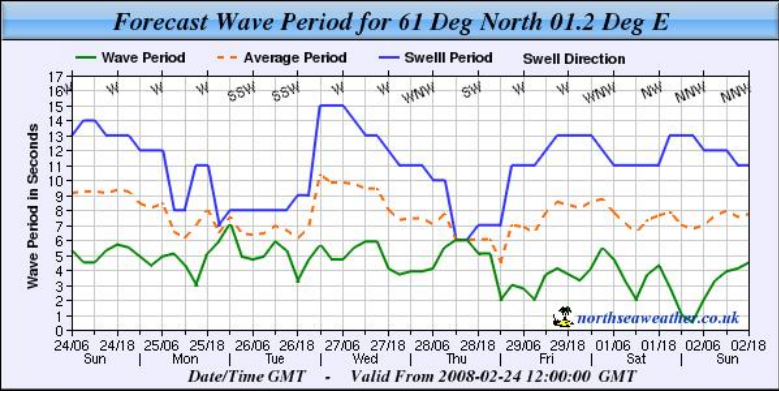
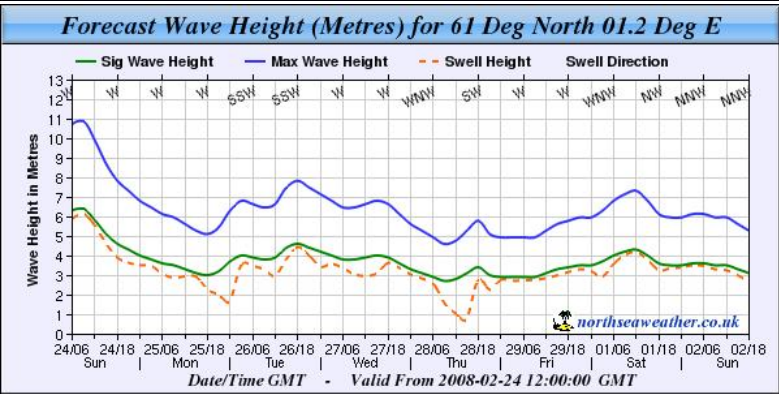
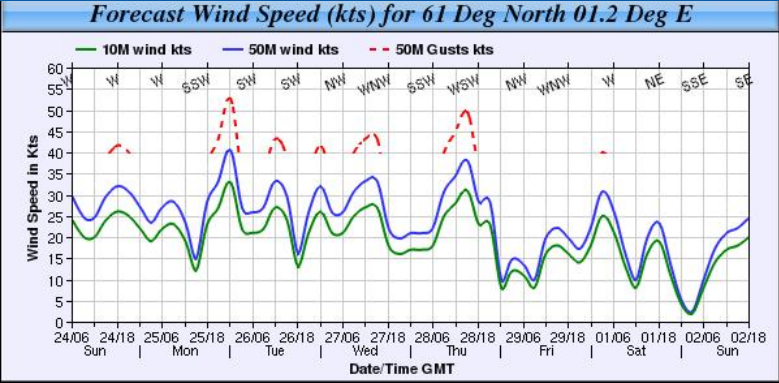
Wind Graph

Wave Graph

Tabular Data

Charts Day 1-7

Support & FAQ's



North Sea Oilfields

North Sea Buoy Data

[K7 Buoy 60.7N 4.5W](#)

[K5 Buoy 59.1N 11.4W](#)

[Observed Weather within 250nm](#)

[Forecast Charts Sat Pics](#)

[7 Day Surface Chart MSLP/Wind Animation](#)